

Green Thread Fittings®



Catalog No. 03-4
July, 2003

Green Instrument thread Fittings have been developed based on ASME B31.3 for instrumentation and process control in size 1/8" to 2." Green thread & Weld fittings have wrench flat allowing standard Hex wrench assembly. This is one of the Green Pipe fitting benefits.

Features

- Attractive finishes to suit precision equipment
- Space-saving (therefore less-weight design)
- Each fitting is cleaned to eliminate system contamination
- Fine NPT pipe thread construction equal or exceeds the requirement of ASME B1.20.1 to ensure maximum thread engagement.
- Service at greater pressure levels than the traditional class 3000 pipe fitting to ASME B16.11
- Male pipe threads are capped to be protected from damages
- Fitting material available in SS316, Brass and Carbon Steel

Pipe End Pressure Rating

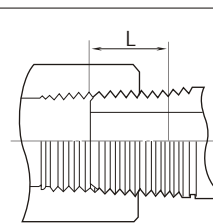
Size Designator	ISO/NPT Pipe Size	Stainless Steel 316				Brass				Carbon Steel			
		Male		Female		Male		Female		Male		Female	
		psig	bar	psig	bar	psig	bar	psig	bar	psig	bar	psig	bar
1	1/16	14 000	965	6 600	455	7 400	510	3 300	227	14 000	965	6 600	455
2	1/8	10 000	689	6 400	441	5 000	345	3 200	220	10 000	689	6 400	441
4	1/4	8 300	572	6 500	448	4 100	282	3 200	220	8 300	572	6 500	448
6	3/8	10 000	689	5 200	358	5 300	365	2 600	179	10 000	689	5 200	358
8	1/2	7 800	537	4 800	331	3 900	269	2 400	165	7 800	537	4 800	331
12	3/4	7 500	517	4 600	317	3 700	255	2 300	158	7 500	517	4 600	317
16	1	5 300	365	4 400	303	2 600	179	2 200	152	5 300	365	4 400	303
20	1-1/4	6 200	427	5 000	345	3 100	214	2 500	172	6 200	427	5 000	345
24	1-1/2	5 100	351	4 500	310	2 500	172	2 200	152	5 100	351	4 500	310
32	2	4 000	276	3 900	269	2 000	138	1 900	131	4 000	276	3 900	269

- Pressure ratings listed are for temperature up to 37.8 C(100F)
- Based on Pressure Piping Code ASME B31.3 pressure rating is calculated with an allowable stress value of 20,000psi for SS316 10,000psi for Brass and 20,000psi for Carbon Steel.
- To determine the working pressure in accordance with Power Piping Code ASME B31.1, multiply psig by 0.94. Brass pressure ratings remain the same.
- To determine kPa rating, multiply psig by 6.89
- Reducing Hex Bushing (GHB) pressure rating is not covered in this table. See the pressure rating in the dimensional data chart.

Assembly Instructions

Pipe thread sealant is essential to ensure a leak-tight seal. Since Teflon tape is commonly used, we provide information of recommended tape width and numbers of thread to be wrapped.

Nominal Pipe Size	Recommended Tape Width	Effective Thread Length(External) L*	Numbers of Thread
1/8	1/8-1/4	0.2639	7
1/4	1/4	0.4018	7-1/4
3/8	1/4	0.4075	7-1/3
1/2	1/4-1/2	0.5337	7-1/2
3/4	1/4-1/2	0.5457	7-2/3
1	1/4-1/2	0.6828	8



UNIT : Inches
* ASME/ANSI B1.20.1-NPT threads

UNIT : Inches

* Note : Wrap Teflon® tape clockwise from first thread. Do not over hang the first thread, as the tape may get into the fluid system.

How to order

Use a material Identifier as a suffix to a Part No. shown in the dimensional data chart. Example : GL - 2N - S orders "Green pipe fitting Elbow 1/8" NPT S316."

Fitting material designator

Material Identifier	S.Steel 316	S.Steel 316 L	Carbon Steel	Brass
	S	L	C	B

Pipe Thread Symbol & Designator

Pipe Size	Designator	NPT	ISO Thread	
			Tapered (7/1)	Parallel (228/1)
1/8	2	2N	2R	2G
1/4	4	4N	4R	4G
3/8	6	6N	6R	6G
1/2	8	8N	8R	8G
3/4	12	12N	12R	12G
1	16	16N	16R	16G

Material Standards and Temperature Ratings

Fitting Materials	Bar Stock	Forgings	Temperature Ratings
Stainless Steel 316	ASTM A479 ASTM A276	ASTM A182	-320F to 998F (-196C to 537C)
Brass	ASTM B16 ASTM B453	ASTM B283	-40F to 400F (-40C to 205C)
Carbon Steel	ASTM A108 JIS G4051	JIS G4051	-20F to 375F (-29C to 190C)

Elastomer, Gasket and Thread Sealant Temperature Ratings

Component	Material	Temperature Ratings
O-ring	Buna N	-40F to 250F (-40C to 121C)
	FKM (Vitor®)	-20F to 400F (-28C to 204C)
DGC-	Copper	-325F to 400F (-198C to 204C)
DGB-	Buna N	-40F to 250F (-40C to 121C)
	FKM (Vitor®)	-20F to 400F (-28C to 204C)
Thread sealant Teflon Tape		-320F to 450F (-196C to 232C)

Green Pipe Fittings

Male NPT both ends.
CLOSE NIPPLE
- GNC



2

Male NPT both ends.
HEX NIPPLE
- GNH



2

Male NPT to reduced male NPT
HEX REDUCING
NIPPLE - GNR



2

Male NPT to ISO tapered
HEX NIPPLE
- GNH



2

Male NPT to male ISO parallel
HEX NIPPLE - GNH



3

Male NPT both ends
HEX LONG
NIPPLE - GNL



3

Female NPT to male NPT
ADAPTER - GAAMF



3

Female NPT to reduced male NPT
REDUCING ADAPTER
- GABMF



3

Female NPT to male ISO tapered
ADAPTER - GACMF



4

Female NPT to male ISO parallel
ADAPTER - GADMF



4

Male NPT to reduced female NPT
REDUCING HEX
BUSHING - GHB



4

Female NPT
CROSS - GX



4

Female NPT
PIPE CAP - GC



6


Green Pipe Fittings

Male NPT
PIPE PLUG - GP




5

Female NPT both ends
HEX COUPLING
- GCG



5

Female NPT to reduced female NPT
HEX REDUCING
COUPLING - GCGR



5

Female NPT both ends
ELBOW - GL



6

Female to male NPT
STREET ELBOW
- GLS



6

Female to male NPT
REDUCING STREET
ELBOW - GLSR



6

Male NPT both ends
MALE ELBOW
- GLM



6

Female NPT
TEE - GT



7

Female to male
to female NPT
RUN TEE - GTR



7

Female to female
to male NPT
BRANCH TEE
- GTB



7

Male NPT
MALE TEE - GTM



7

Female NPT both ends
UNION BALL
JOINT - GJU



8

Green Pipe Fittings

ISO PARALLEL
GASKET - DGC



8

Green Weld Fittings

UNION - GUSW



9

UNION ELBOW
- GLSW



9

UNION TEE
- GTSW



9

MALE CONNECTOR
- GCMSW



9

FEMALE CONNECTOR
- GCFSW



9

MALE ELBOW
- GLMSW



9

FEMALE ELBOW
- GLFSW



10

PIPE WELD TUBE
SOCKET WELD
- GUWSW



10

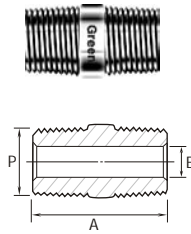
TUBE WELD TUBE
SOCKET WELD
- GUTSW



10

CLOSE NIPPLE - GNC

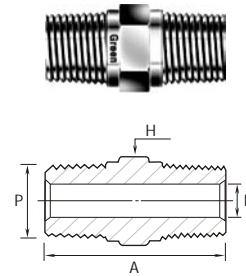
Male NPT both ends.



Part Number	P Pipe Size	A	E
GNC- 2N	1/8	19.05	4.8
GNC- 4N	1/4	28.4	7.1
GNC- 6N	3/8	28.4	9.6
GNC-8N	1/2	38.1	11.9
GNC-12N	3/4	38.1	15.7
GNC-16N	1	47.8	22.4

HEX NIPPLE - GNH

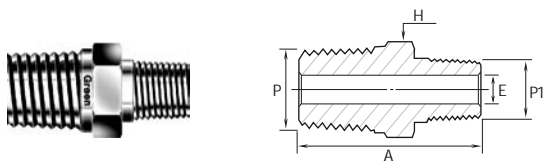
Male NPT both ends.



Part Number	P Pipe Size	A	E	H Hex
GNC- 2N	1/8	25.65	4.8	11.1
GNC- 4N	1/4	35.56	7.1	14.2
GNC- 6N	3/8	36.32	9.6	17.4
GNC-8N	1/2	46.73	11.9	22.2
GNC-12N	3/4	46.73	15.7	26.9
GNC-16N	1	58.92	22.4	34.9

HEX REDUCING NIPPLE - GNR

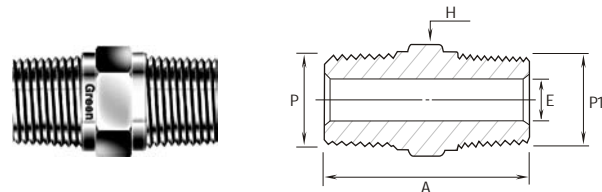
Male NPT to reduced male NPT



Part Number	P Pipe Size	P1 Reduced Pipe Size	A	E	H Hex
GNR 4-2N	1/4	1/8	30.7	4.8	14.2
GNR 6-2N	3/8	1/8	32.0	4.8	17.4
GNR 6-4N	3/8	1/4	36.1	7.1	17.4
GNR 8-2N	1/2	1/8	37.2	4.8	22.2
GNR 8-4N	1/2	1/4	41.7	7.1	22.2
GNR 8-6N	1/2	3/8	41.7	9.6	22.2
GNR 12-4N	3/4	1/4	41.7	7.1	26.9
GNR 12-8N	3/4	1/2	46.7	11.9	26.9
GNR 16-4N	1	1/4	49.3	7.1	34.9
GNR 16-8N	1	1/2	54.1	11.9	34.9

HEX NIPPLE - GNH

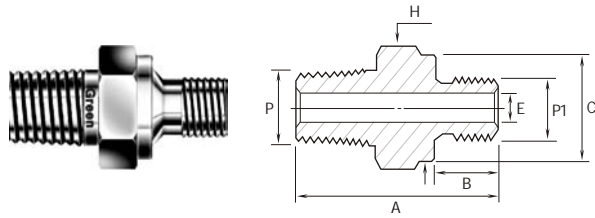
Male NPT to ISO tapered



Part Number	P NPT Thread Size	P1 BSP/ISO Thread Size	A	E	H Hex
GNH- 2NR	1/8	1/8-28 7/1	24.6	4.1	11.1
GNH- 4NR	1/4	1/4-19 7/1	35.6	6.4	14.2
GNH- 6NR	3/8	3/8-19 7/1	36.3	9.7	17.4
GNH- 8NR	1/2	1/2-14 7/1	46.7	11.9	22.2
GNH- 12NR	3/4	3/4-14 7/1	46.7	15.7	26.9
GNH- 16NR	1	1-11 7/1	58.9	22.4	34.9

HEX NIPPLE - GNH

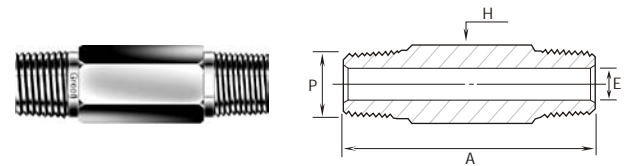
Male NPT to male ISO parallel



Part Number	P NPT Thread Size	P1 BSP/ISO Thread Size	A	B	C	E	H Hex
GNH- 2NG	1/8	1/8-28 (228/1)	27.4	7.1	13.7	4.1	14.2
GNH- 4NG	1/4	1/4-19 (228/1)	36.8	11.2	17.8	5.8	19.05
GNH- 6NG	3/8	3/8-19 (228/1)	37.6	11.2	21.8	7.9	22.2
GNH- 8NG	1/2	1/2-14 (228/1)	45.0	14.2	26.1	11.9	26.9
GNH- 12NG	3/4	3/4-14 (228/1)	49.0	15.7	31.5	15.7	33.3
GNH- 16NG	1	1-11 (228/1)	56.9	18.3	38.9	19.8	41

HEX LONG NIPPLE - GNL

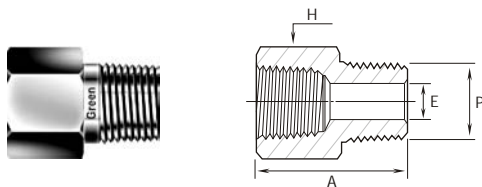
Male NPT both ends



Part Number	P Pipe Size	A	E	H Hex
GNL- 2N	1/8	*	4.8	11.1
GNL- 4N	1/4	*	7.1	14.2
GNL- 6N	3/8	*	9.7	17.4
GNL-8N	1/2	*	11.9	22.2
GNL-12N	3/4	*	15.7	26.9
GNL-16N	1	*	22.4	34.9

ADAPTER - GAAMF

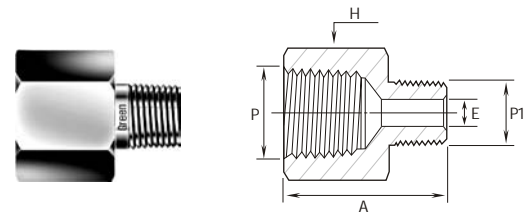
Female NPT to male NPT



Part Number	P Pipe Size	A	E	H Hex
GAAMF- 2N	1/8	27.94	4.8	14.2
GAAMF- 4N	1/4	35.56	7.1	19.05
GAAMF- 6N	3/8	38.35	9.6	22.2
GAAMF-8N	1/2	49.27	11.9	26.9
GAAMF-12N	3/4	51.3	15.7	33.3
GAAMF-16N	1	57.91	22.3	41.2

REDUCING ADAPTER - GABMF

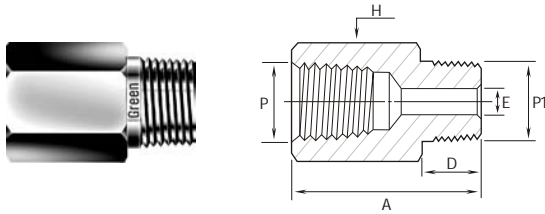
Female NPT to reduced male NPT



Part Number	P Female Pipe Size	P Male Pipe Size	A	E	H Hex
GABMF 2- 4N	1/4	1/8	31.5	4.8	19.05
GABMF 2- 6N	3/8	1/8	33.5	4.8	22.2
GABMF 2- 6N	3/8	1/4	37.8	7.1	22.2
GABMF 2- 8N	1/2	1/8	40.0	4.8	26.9
GABMF 2- 8N	1/2	1/4	44.5	7.1	26.9
GABMF 2- 8N	1/2	3/8	44.5	9.6	26.9
GABMF 2- 12N	3/4	1/4	45.7	7.1	33.3
GABMF 2- 12N	3/4	3/8	45.7	9.6	33.3
GABMF 2- 12N	3/4	1/2	51.1	11.9	33.3
GABMF 2- 16N	1	1/4	50.8	7.1	41.2
GABMF 2- 16N	1	1/2	54.9	11.9	41.2
GABMF 2- 16N	1	3/4	55.1	15.7	41.2

ADAPTER - GACMF

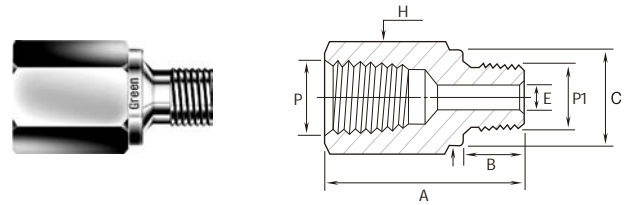
Female NPT to male ISO tapered



Part Number	P NPT Thread Size	P1 BSP/ISO Thread Size	A	B	E	H Hex
GACMF- 2RN	1/8	1/8-28 (7/1)	27.4	9.7	4.8	14.2
GACMF- 4RN	1/4	1/4-19 (7/1)	35.8	14.2	7.1	19.05
GACMF- 6RN	3/8	3/8-19 (7/1)	37.6	14.2	9.7	22.2
GACMF- 8RN	1/2	1/2-14 (7/1)	49.0	19.1	11.9	26.9
GACMF- 12RN	3/4	3/4-14 (7/1)	50.0	19.1	15.7	33.3
GACMF- 16RN	1	1-11 (7/1)	58.0	23.9	22.3	41.2

ADAPTER - GADMF

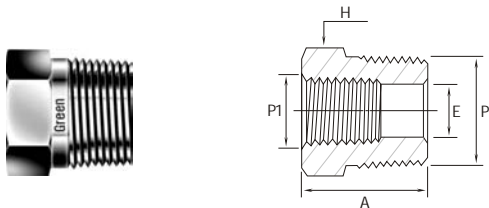
Female NPT to male ISO parallel



Part Number	P NPT Thread Size	P1 BSP/ISO Thread Size	A	B	C	E	H Hex
GADMF- 2GN	1/8	1/8-28 (228/1)	24.9	7.1	13.7	4.1	14.2
GADMF- 4GN	1/4	1/4-19 (228/1)	33.3	11.2	17.8	5.8	19.05
GADMF- 6GN	3/8	3/8-19 (228/1)	37.8	11.2	21.8	7.9	22.2
GADMF- 8GN	1/2	1/2-14 (228/1)	43.9	14.2	26.1	11.9	26.9
GADMF- 12GN	3/4	3/4-14 (228/1)	50.8	15.7	31.5	15.7	33.3
GADMF- 16GN	1	1-11 (228/1)	53.1	18.3	38.9	19.8	41.2

REDUCING HEX BUSHING - GHB

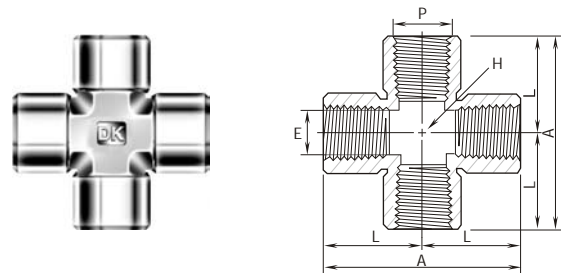
Male NPT to reduced female NPT



Part Number	P Male Pipe Size	P1 Female Pipe Size	A	E	H Hex	Working Pressure(PSIG)		
						316SS	Brass	Carbon Steel
GHB 4-2N	1/4	1/8	26.7	7.1	14.2	5600	3100	6200
GHB 6-2N	3/8	1/8	21.8	8.5	17.4	-	-	-
GHB 6-4N	3/8	1/4	30.0	9.6	19.05	5200	3100	6200
GHB 8-2N	1/2	1/8	27.4	8.5	22.2	-	-	-
GHB 8-4N	1/2	1/4	27.4	11.7	22.2	5800	3100	6200
GHB 8-6N	1/2	3/8	35.6	11.9	22.2	4400	2500	5100
GHB 12-4N	3/4	1/4	27.4	11.4	26.9	-	-	-
GHB 12-6N	3/4	3/8	27.4	15.0	26.9	-	-	-
GHB 12-8N	3/4	1/2	41.4	15.7	26.9	-	-	-
GHB 16-4N	1	1/4	34.8	11.4	34.9	-	-	-
GHB 16-8N	1	1/2	34.8	18.5	34.9	-	-	-
GHB 16-12N	1	3/4	34.8	22.4	34.9	-	-	-

CROSS - GX

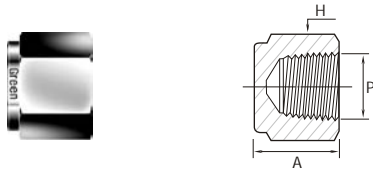
Female NPT



Part Number	P Thread Size	A	L	E	H Wrench Flat
GX-2N	1/8	48.2	24.1	8.6	12.7
GX-4N	1/4	58.0	29.0	11.4	17.5
GX-6N	3/8	69.0	34.5	15.0	20.6
GX-8N	1/2	74.0	37.0	18.5	25.4
GX-12N	3/4	93.0	46.5	23.9	31.8
GX-16N	1	97.6	48.8	29.7	42.9

PIPE CAP - GC

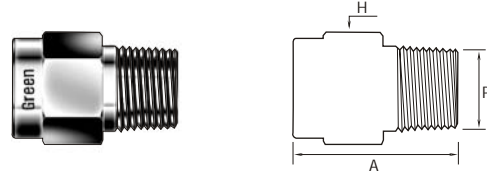
Female NPT



Part Number	P Pipe Size	A	E
GC- 2N	1/8	19.1	14.2
GC- 4N	1/4	22.9	19.05
GC- 6N	3/8	26.2	22.2
GC-8N	1/2	34.0	26.9
GC-12N	3/4	36.6	33.3
GC-16N	1	41.1	41.2

PIPE PLUG - GP

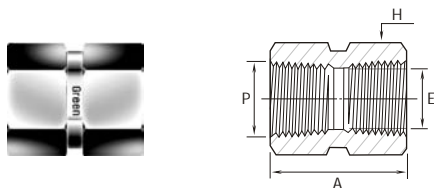
Male NPT



Part Number	P Pipe Size	A	H Hex
GP- 2N	1/8	19.05	11.1
GP- 4N	1/4	24.1	14.2
GP- 6N	3/8	25	17.4
GP-8N	1/2	30.5	22.2
GP-12N	3/4	30.5	26.9
GP-16N	1	38.1	34.9

HEX COUPLING - GCG

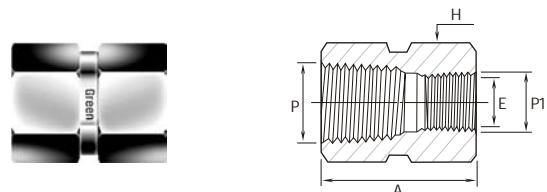
Female NPT both ends



Part Number	P Pipe Size	A	E	H Wrench Flat
GCG- 2N	1/8	20.57	8.9	14.2
GCG- 4N	1/4	30.22	11.7	19.05
GCG- 6N	3/8	33.27	15.0	22.2
GCG-8N	1/2	39.62	18.7	26.9
GCG-12N	3/4	41.14	23.5	33.3
GCG-16N	1	50.8	29.7	41.2

HEX REDUCING COUPLING - GCGR

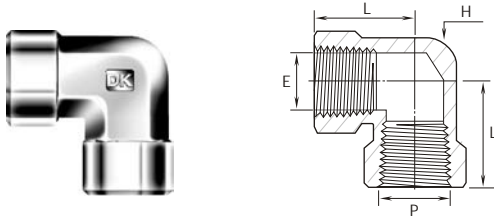
Female NPT to reduced female NPT



Part Number	P Pipe Size	P1 Reduced Pipe Size	A	E	H Hex
GCGR 4-2N	1/4	1/8	31.2	8.9	19.05
GCGR 6-2N	3/8	1/4	34.8	11.7	22.2
GCGR 6-4N	1/2	1/8	39.4	8.7	26.9
GCGR 8-2N	1/2	1/4	44.2	11.7	26.9
GCGR 8-4N	1/2	3/8	45.0	15.0	26.9
GCGR 8-6N	3/4	1/4	45.7	11.7	33.3
GCGR 12-4N	3/4	1/2	52.0	18.7	33.3
GCGR 12-8N	1	1/4	50.8	11.7	41.2
GCGR 16-4N	1	1/2	55.4	18.7	41.2
GCGR 16-8N	1	3/4	57.0	23.5	41.2

ELBOW-GL

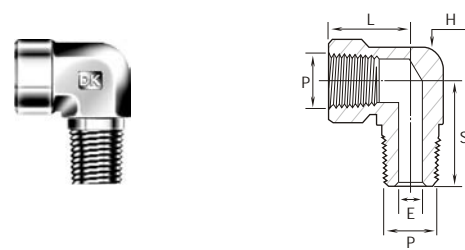
Female NPT both ends



Part Number	P Pipe Size	L	E	H Wrench Flat
GL-2N	1/8	24.1	8.9	12.7
GL-4N	1/4	29.0	11.7	17.5
GL-6N	3/8	34.5	15.0	20.6
GL-8N	1/2	37.0	18.7	25.4
GL-12N	3/4	46.5	23.5	31.8
GL-16N	1	48.8	29.7	42.9

STREET ELBOW-GLS

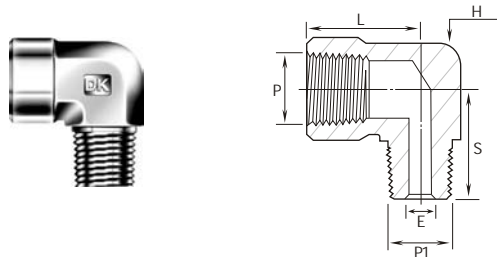
Female to male NPT



Part Number	P Pipe Size	L	S	E	H Wrench Flat
GLS-2N	1/8	24.1	19.6	4.8	12.7
GLS-4N	1/4	29.0	26.5	7.1	17.5
GLS-6N	3/8	34.5	28.2	9.6	20.6
GLS-8N	1/2	37.0	35.3	11.9	25.4
GLS-12N	3/4	46.5	39.6	15.7	31.8
GLS-16N	1	48.8	49.2	22.3	42.9

REDUCING STREET ELBOW-GLSR

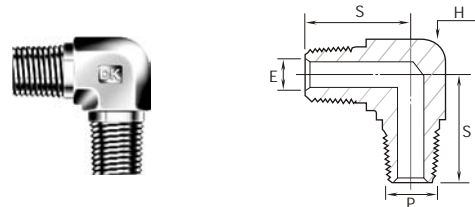
Female to male NPT



Part Number	P Pipe Size	P Pipe Size	L	S	E	H Wrench Flat
GLSR 4-2N	1/4	1/8	29.0	22.4	4.8	17.5
GLSR 6-4N	3/8	1/4	34.5	28.2	7.1	20.6
GLSR 8-4N	1/2	1/4	37.0	30.5	7.1	25.4
GLSR 8-6N	1/2	3/8	37.0	30.5	9.6	25.4
GLSR12-8N	3/4	1/2	46.5	41.6	11.9	31.8
GLSR16-8N	1	1/2	48.8	45.5	11.9	42.9

MALE ELBOW-GLM

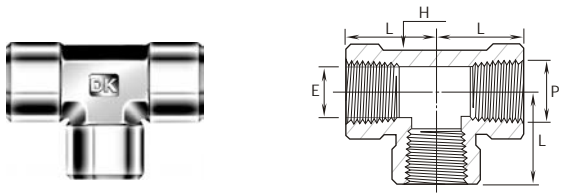
Male NPT both ends



Part Number	P Pipe Size	S	E	H Wrench Flat
GLM-2N	1/8	19.05	4.8	12.7
GLM-4N	1/4	24.5	7.1	12.7
GLM-6N	3/8	26.9	9.6	17.5
GLM-8N	1/2	33.2	11.9	20.6
GLM-12N	3/4	35.3	15.7	25.4
GLM-16N	1	44.5	22.3	31.8

TEE-GT

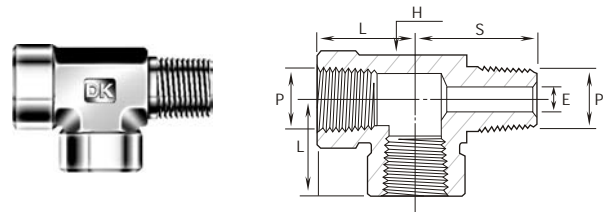
Female NPT



Part Number	P Pipe Size	L	E	H Wrench Flat
GT-2N	1/8	24.1	8.9	12.7
GT-4N	1/4	29.0	11.7	17.5
GT-6N	3/8	34.5	15.0	20.6
GT-8N	1/2	37.0	18.7	25.4
GT-12N	3/4	46.5	23.5	31.8
GT-16N	1	48.8	29.7	42.9

RUN TEE-GTR

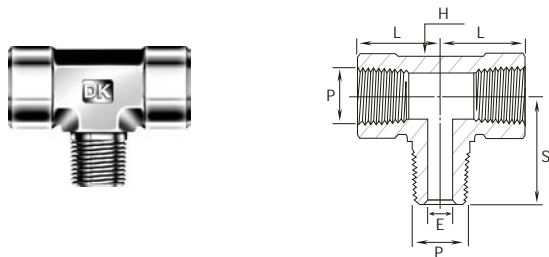
Female to male to female NPT



Part Number	P Pipe Size	L	S	E	H Wrench Flat
GTR-2N	1/8	24.1	19.6	4.8	12.7
GTR-4N	1/4	29.0	26.5	7.1	17.5
GTR-6N	3/8	34.5	28.2	9.6	20.6
GTR-8N	1/2	37.0	35.3	11.9	25.4
GTR-12N	3/4	46.5	39.6	15.7	31.8
GTR-16N	1	48.8	49.2	22.3	42.9

BRANCH TEE-GTB

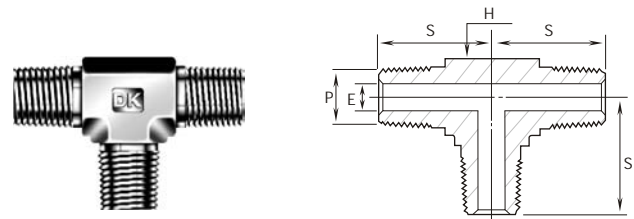
Female to female to male NPT



Part Number	P Pipe Size	L	S	E	H Wrench Flat
GTB-2N	1/8	24.1	19.6	4.8	12.7
GTB-4N	1/4	29.0	26.5	7.1	17.5
GTB-6N	3/8	34.5	28.2	9.6	20.6
GTB-8N	1/2	37.0	35.3	11.9	25.4
GTB-12N	3/4	46.5	39.6	15.7	31.8
GTB-16N	1	48.8	49.2	22.3	42.9

MALE TEE-GTM

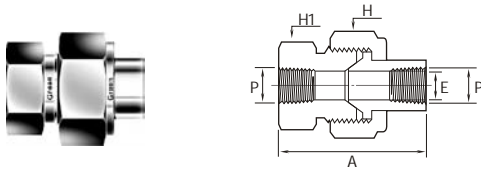
Male NPT



Part Number	P Pipe Size	S	E	H Wrench Flat
GTM-2N	1/8	19.05	4.8	12.7
GTM-4N	1/4	24.5	7.1	12.7
GTM-6N	3/8	26.9	9.6	17.5
GTM-8N	1/2	33.2	11.9	20.6
GTM-12N	3/4	35.3	15.7	25.4
GTM-16N	1	44.5	22.3	31.8

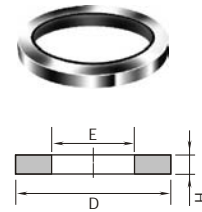
UNION BALL JOINT-GJU

Female NPT both ends



Part Number	P Pipe Size	A	E	H Hex	H1 Wrench Flat
GJU-2N	1/8	45.7	6.9	28.6	23.8
GJU-4N	1/4	59.4	9.1	34.9	30.2
GJU-6N	3/8	63.5	13.2	38.1	33.3
GJU-8N	1/2	68.6	15.7	44.5	41.3
GJU-12N	3/4	76.2	22.4	50.8	47.6
GJU-16N	1	90.4	26.2	63.5	60.3

ISO PARALLEL COPPER GASKET-DGC



Part Number	P Pipe Size	E	H	D
DGC-2	1/8	10.0	2.0	18.0
DGC-4	1/4	14.0	2.0	22.0
DGC-6	3/8	17.0	2.0	26.0
DGC-8	1/2	22.0	2.0	32.0
DGC12	3/4	27.0	2.0	38.0
DGC-16	1	34.0	2.0	42.0

Green Weld Fittings®

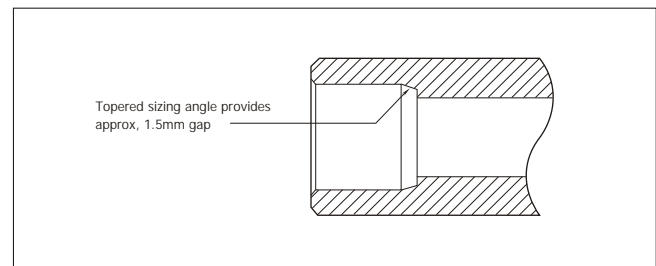


Green weld Fittings are designed in accordance with ASME B16.11 and provide tube socket welding, pipe socket welding, tube butt welding, and pipe butt welding connections.

Features

All green weld tube socket ports have a tapered sizing angle at the end that holds tubing properly and provides approx. 1.5mm(0.08") welding gap recommended by ASME B16.11. This feature allows consistent welding assembly as well as pre-assembly of many tubing runs before welding.

Tube socket weld fitting



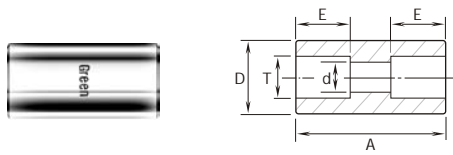
Technical information

Use like tubing and fitting material. This will ensure the same coefficient of expansion & reduction in the thermal cycle and the same corrosion resistance.

Standard fitting material is Stainless steel 316 to ASTM A276 or JIS G4303 or equivalent made from bar stock and ASTM A182 F316 or JIS G3214 or equivalent from forging.

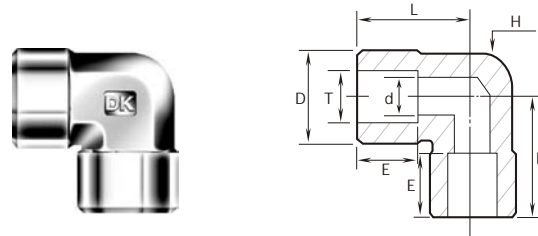
Pressure ratings shown in the dimensional data chart are calculated in accordance with ASME B31.1 with the safety factor = 4 for Stainless steel 316.

UNION-GUSW



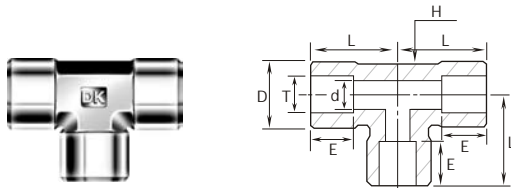
Part Number	T Tube O.D	d	D	E	A	Working psig	Pressure bar
GUSW-4T	1/4	4.6	13.0	7.1	19.0	10,000	689
GUSW-6T	3/8	7.1	15.8	7.9	22.4	7,600	523
GUSW-8T	1/2	10.2	19.0	9.7	26.9	6,200	427
GUSW-10T	5/8	12.7	24.0	10.4	30.2	6,400	440
GUSW-12T	3/4	15.7	26.9	11.2	33.3	5,500	378
GUSW-16T	1	22.1	35.0	15.7	36.6	5,200	358

UNION ELBOW-GLSW



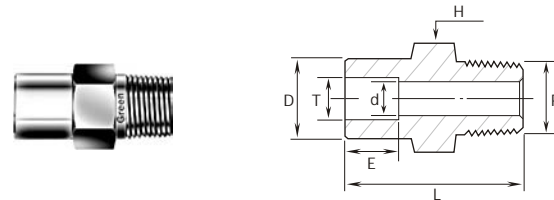
Part Number	T Tube O.D	d	D	E	H Wrench Flat	L	Working psig	Pressure bar
GLSW-4T	1/4	4.6	13.4	7.1	12.7	21.8	11,300	778
GLSW-6T	3/8	7.1	15.8	7.9	12.7	24.5	8,400	578
GLSW-8T	1/2	10.2	20.6	9.7	17.4	29.0	7,800	537
GLSW-10T	5/8	12.7	23.8	10.4	20.6	34.5	6,700	461
GLSW-12T	3/4	15.7	28.6	11.2	25.4	37.0	6,700	461
GLSW-16T	1	22.1	35.0	15.7	31.8	46.5	6,100	420

UNION TEE - GTSW



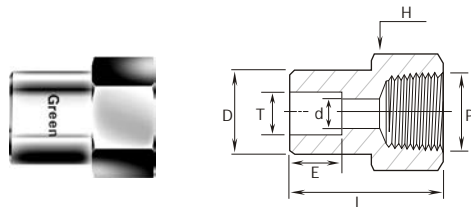
Part Number	T Tube O.D	d	D	E	H Wrench Flat	L	Working psig	Pressure bar
GTSW-2T	1/8	2.3	13.4	2.5	12.7	15.0	11,800	813
GTSW-4T	1/4	4.6	13.4	7.1	12.7	21.8	11,300	778
GTSW-6T	3/8	7.1	15.8	7.9	12.7	24.0	8,400	578
GTSW-8T	1/2	10.2	20.6	9.7	17.4	29.0	7,800	537
GTSW-10T	5/8	12.7	23.8	10.4	20.6	34.5	6,700	461
GTSW-12T	3/4	15.7	28.6	11.2	25.4	37.0	6,700	461
GTSW-16T	1	22.1	35.0	15.7	31.8	46.5	6,100	420

MALE CONNECTOR - GCMSW



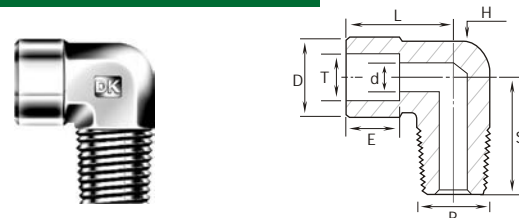
Part Number	T Tube O.D	P-NPT Female Pipe Size	d	D	E	H Hex	L	Working psig	Pressure bar
GCMSW4T-4N	1/4	1/4	4.6	12.2	7.1	14.2	29.2	7,500	516
GCMSW6T-4N	3/8	1/4	7.1	15.3	7.9	15.8	31.8	7,500	516
GCMSW6T-6N	3/8	3/8	7.1	15.3	7.9	17.4	31.8	7,300	502
GCMSW6T-8N	3/8	1/2	7.1	15.3	7.9	22.2	37.8	7,200	496
GCMSW8T-4N	1/2	1/4	7.1	18.5	9.7	19.05	33.3	6,200	427
GCMSW8T-6N	1/2	3/8	9.4	18.5	9.7	19.05	33.3	6,200	427
GCMSW8T-8N	1/2	1/2	10.2	18.5	9.7	22.2	38.9	6,200	427

FEMALE CONNECTOR-GCFW



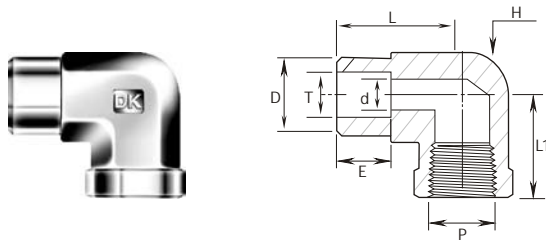
Part Number	T Tube O.D	P-NPT Female Pipe Size	d	D	E	H Hex	L	Working psig	Pressure bar
GCFW2T-2N	1/8	1/8	2.3	7.4	2.5	14.2	21.1	6,100	420
GCFW4T-2N	1/4	1/8	4.6	12.2	7.1	14.2	26.7	6,100	420
GCFW4T-4N	1/4	1/4	4.6	12.2	7.1	19.05	30.0	6,200	427
GCMFW6T-4N	3/8	1/4	7.1	15.3	7.9	19.05	31.5	6,200	427
GCMFW8T-6N	1/2	3/8	10.2	18.5	9.7	22.2	34.5	5,000	344
GCMFW8T-8N	1/2	1/2	10.2	18.5	9.7	26.9	40.4	4,600	316
GCMFW10T-8N	5/8	1/2	12.7	23.4	10.4	24.9	41.9	4,600	316
GCMFW12T-12N	3/4	3/4	15.7	26.7	11.2	33.3	43.9	4,300	296

MALE ELBOW-GLMSW



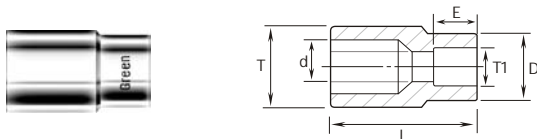
Part Number	T Tube O.D	P-NPT Female Pipe Size	d	D	E	H Wrench Flat	L	S	Working psig	Pressure bar
GLMSW 4T- 4N	1/4	1/4	4.6	15.8	7.1	12.7	20.1	24.5	7,500	516
GLMSW 6T- 4N	3/8	1/4	7.1	15.8	7.9	12.7	24.1	24.5	7,500	516
GLMSW 8T- 6N	3/8	3/8	7.1	20.6	7.9	17.4	24.6	29.0	7,300	502
GLMSW 10T- 8N	1/2	1/2	7.1	23.8	7.9	20.6	25.9	34.5	7,200	496
GLMSW 12T- 8N	3/4	1/2	10.2	23.8	9.7	20.6	27.4	34.5	6,200	427
GLMSW 16T- 12N	1	3/4	15.7	28.6	11.2	25.4	37.0	37.5	6,700	461

FEMALE ELBOW-GLFSW

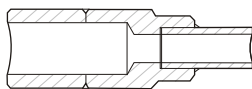


Part Number	T Tube O.D	P NPT Female Pipe Size	d	D	E	T Wrench Flat	L	L1	Working Pressure psig	bar
GLFSW 4T-4N	1/4	1/4	4.6	12.2	7.1	17.4	22.9	29.7	6,200	427
GLFSW 6T-4N	3/8	1/4	7.1	15.3	7.9	17.4	25.1	29.7	7,000	482
GLMSW6T-8N	3/8	1/2	7.1	15.3	7.9	25.4	28.7	37.0	5,400	372
GLMSW 8T-8N	1/2	1/2	10.2	18.5	9.7	25.4	30.2	37.0	5,400	372

TUBE TO TUBE SOCKET WELD-GUTWSW

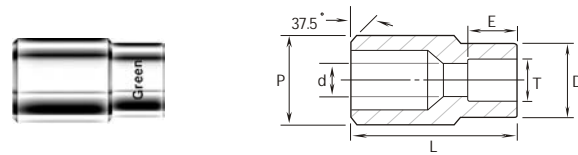


Tube to Tube

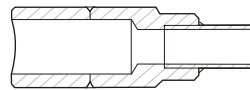


Part Number	T Tube Size	T1 Tube Socket Size	d	D	E	L	Working Pressure psig	bar
GUTWSW 4T-2T	1/4	1/8	2.3	7.4	2.5	14.2	11,800	813
GUTWSW 6T-4T	3/8	1/4	4.6	12.2	7.1	19.1	7,700	530
GUTWSW8T-4T	1/2	1/4	4.6	18.2	7.1	22.4	7,000	482
GUTWSW 8T-6T	1/2	3/8	8.1	15.7	7.9	22.4	7,000	482
GUTWSW 12T-8T	3/4	1/2	10.2	18.5	9.7	28.4	5,900	406
GUTWSW 16T-8T	1	1/2	10.2	18.5	9.7	35.1	5,600	344

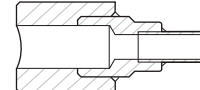
PIPE TO TUBE SOCKET WELD - GUWSW



Pipe to Tube



Pipe to Tube



Part Number	P Pipe Size	T Tube Socket Size	d	D	E	L	Working Pressure psig	bar
GUWSW 4P-4T	1/4	1/4	4.6	13.7	7.1	22.4	9,600	661
GUWSW 6P-6T	3/8	3/8	7.1	15.3	7.9	26.2	7,600	523
GUWSW 6P-8T	3/8	1/2	10.2	18.5	9.7	27.9	6,200	427
GUWSW8P-4T	1/2	1/4	4.6	12.2	7.1	28.4	7,300	502
GUWSW 8P-6T	1/2	3/8	7.1	15.3	7.9	28.4	7,300	502
GUWSW 8P-8T	1/2	1/2	10.2	18.5	9.7	30.2	6,200	427
GUWSW 12P-6T	3/4	3/8	7.1	15.3	7.9	38.1	6,200	427
GUWSW 12PT-8T	3/4	1/2	10.2	18.5	9.7	38.1	6,200	427

SAFE COMPONENT SELECTION

The selection of component for any applications or system design must be considered to ensure safe performance. Component function, material compatibility, component ratings, proper installation, operation and maintenance remain the sole responsibility of the system designer and the user. DK Tech accepts no liability for any improper selection, installation, operation or maintenance.

NOTE :

All the dimensions shown in this catalog are not for design purpose, but for reference only and the accuracy of information here is not the liability of our company.

Factory & Headquarters

Dk Tech Corporation
568-17, Kwebup-Dong,
Sasang-Gu, Busan, Korea 617-060
Phone : (82) 51-316-0114
Fax : (82) 51-316-3744/5/8
www.dklok.com
Email : dknp@dknp.com

Phone and Fax for
International customers
Phone: (82) 51-316-0031/0051
Fax: (82) 51-316-3748

USA OPERATION

Dk-Lok USA
311 ARI Court, Mobile,
Alabama 36607 USA
Toll Free : 1 (800) 328-5803
Fax : 1 (800) 287-8186
www.dklokusa.com